

la lettre



la  
le  
li  
lo  
lu

la lettre



Handwriting practice area with horizontal lines. The cursive words 'fa', 'fe', 'fi', 'fo', and 'fu' are written vertically on the left side of the page.

Diagram showing the letter 'c' with arrows pointing to the vowels 'a', 'e', 'i', 'o', 'u'. Below each vowel is a blue arrow pointing to the corresponding digraph: 'ca', 'ce', 'ci', 'co', 'cu'.

la lettre



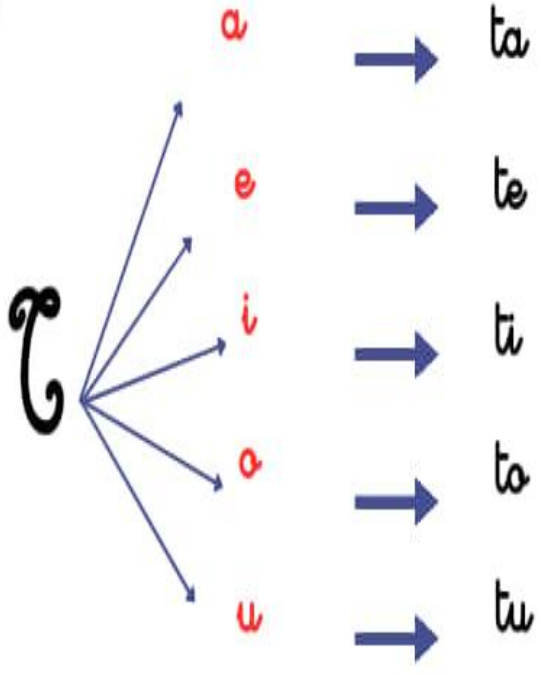
ca

ce

ci

co

cu



la lettre



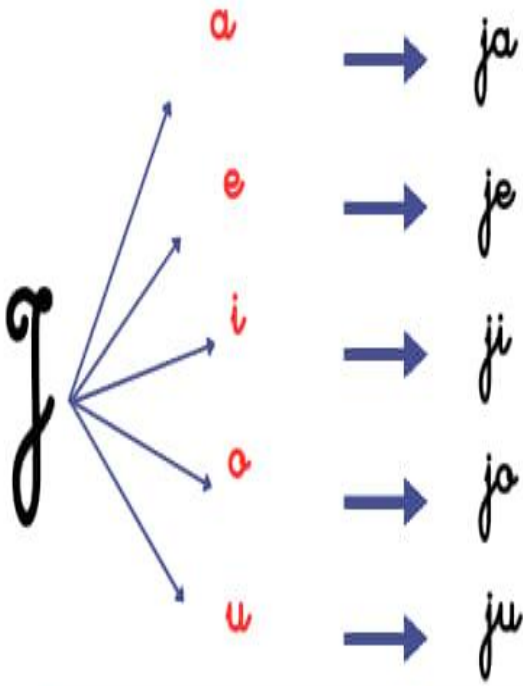
ta

te


ti

to

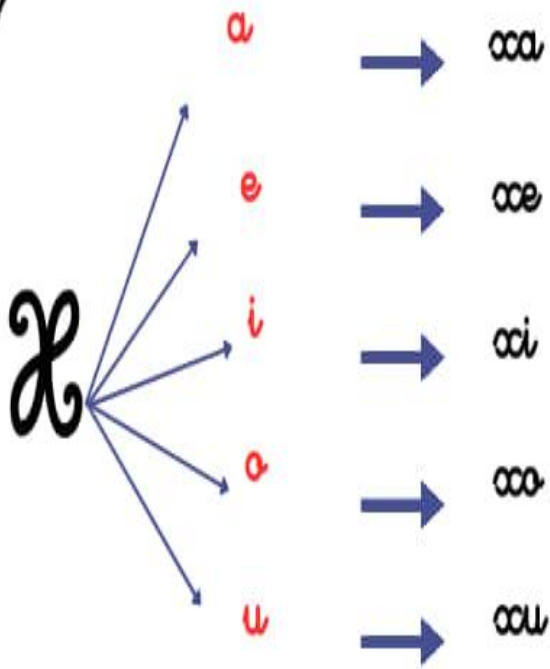
tu



la lettre



ja  
je  
ji  
jo  
ju



la lettre



oa

oe

oi

oo

ou

a → qa  
e → qe  
i → qi  
o → qo  
u → qu

la lettre



qa

qe

qi

qo

qu

a → ka  
e → ke  
i → ki  
o → ko  
u → ku

la lettre



ka

ke

ki


ko

ku



a → na  
e → ne  
i → ni  
o → no  
u → nu

la lettre



na

ne


ni

no

nu

Diagram showing the letter 'R' with arrows pointing to vowels: a, e, i, o, u. Next to each vowel is a blue arrow pointing to the corresponding digraph: ra, re, ri, ro, ru.


la lettre



Handwriting practice lines with the words 'ra', 're', 'ri', 'ro', and 'ru' written in cursive on the first line of each row.

Diagram showing the letter 'D' with arrows pointing to the vowels 'a', 'e', 'i', 'o', and 'u'. To the right of each vowel is a blue arrow pointing to the corresponding digraph: 'da', 'de', 'di', 'do', and 'du'.

la lettre



Handwriting practice area with five rows of lined paper. Each row starts with a digraph: 'da', 'de', 'di', 'do', and 'du'. A large, faint watermark 'Français primaire' is visible across the middle of the page.

ϕ → a ba  
→ e be  
→ i bi  
→ o bo  
→ u bu

la lettre



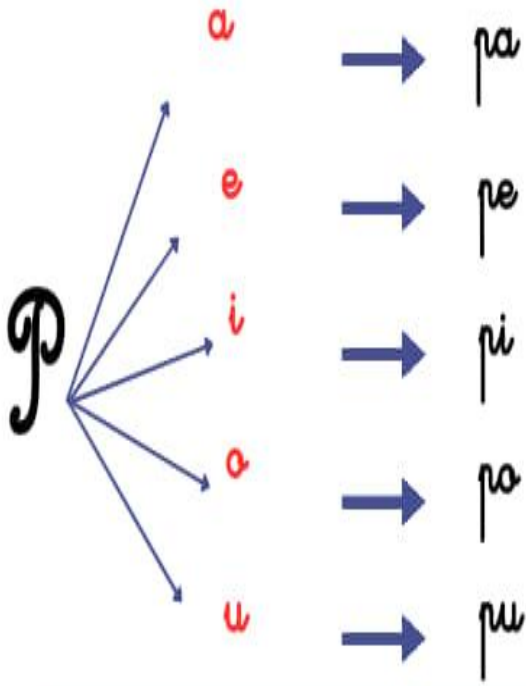
ba

be

bi

bo

bu



la lettre



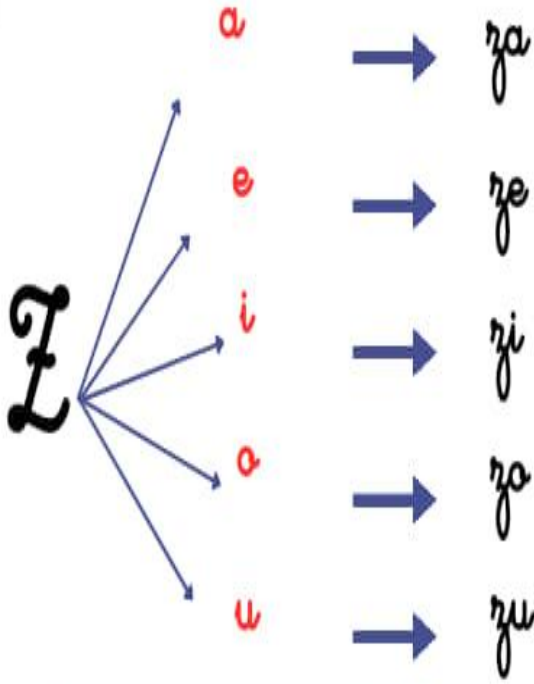
pa

pe


pi

po

pu



la lettre



za

ze


zi

zo

zu

Diagram showing the letter 'B' with arrows pointing to vowels: a, e, i, o, u. Below each vowel is a blue arrow pointing to the corresponding syllable: ba, be, bi, bo, bu.

la lettre



Handwriting practice lines for the letter 'B' and syllables: ba, be, bi, bo, bu.

a → ga  
e → ge  
i → gi  
o → go  
u → gu

la lettre



ga

ge

gi


go

gu

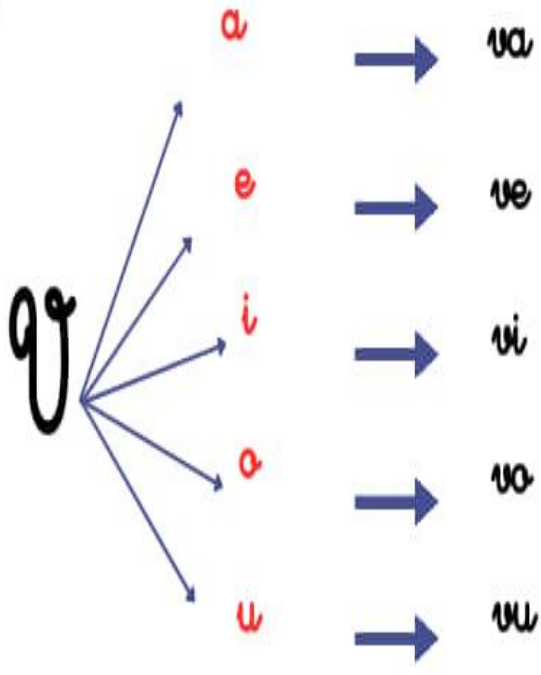


Diagram showing the letter 'M' with arrows pointing to the vowels 'a', 'e', 'i', 'o', and 'u'. To the right, blue arrows point from each vowel to the corresponding syllable: 'ma', 'me', 'mi', 'mo', and 'mu'.


la lettre



Handwriting practice lines for the letter 'M'. The words 'ma', 'me', 'mi', 'mo', and 'mu' are written on the first line of each set of lines. A large, faint watermark 'Français primaire' is visible across the middle of the page.



la lettre



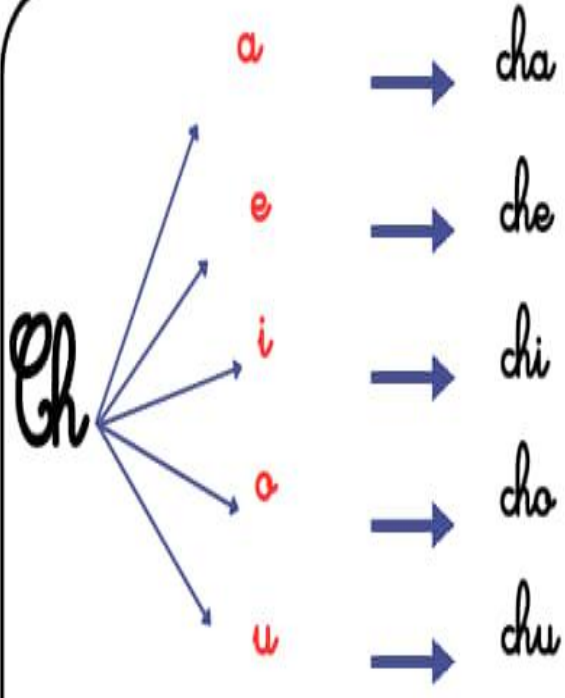
va

ve

vi

vo

vu



la lettre



cha  
che  
chi  
cho  
chu

# مرحبا بكم علي منصة مراجعة



**COLLEGE.MOURAJAA.COM**



**NEWS.MOURAJAA.COM**

