




5th  
grade

# Activity book

Volume 2+3



Author: Ahlem Achouri



# Lesson 4

## At the restaurant

### Activity one

Look at the picture and answer the question

Where is the family ?

.....

What are they doing ?

.....



### Let's discover : read



Pizza



Soup



French fries



Rice



Fish



burger



Pasta



Chicken roast

### Let's read

Waiter : Goodevening. Can i help you ?


Customer : Yes. Can i have the menu ,please ?

Waiter : Sure !




### Activity three

Look at the picture and write a sentences. Follow the example

This is a swing 

..... 

..... 

..... 

### Activity four

Look at the table and complete

1-Do you like to swing?

- .....

2-Do you enjoy riding the bike?

- .....

3-Do you love climbing?

- .....



### Activity five

Look at the picture and write a sentence. Follow the example



These are children.



.....



.....

# Lesson 5

## Road safety

### Let's read



Zebra crossing



Traffic lights



Speed bump



Pavement



Pedestrian



Safety helmet



Traffic signs



Seat belt

### Activity one

Write « yes »

- when the traffic light is red. ....
- When the traffic light is yellow. ....
- When the traffic light is green. ....



### Activity two

Draw a green circle when you agree and a red circle when you disagree.



Zebra crossing



Look to the left and right



Jumping



Running



Crossing randomly



Waiting

## Activity nine

Circle must or mustn't.

1- You (must , mustn't) respect your friends.

2-You (must,mustn't) wait for your turn.

3-You (must mustn't) push your friends.



## Remember

- Don't throw the trash on the ground.
- Clean the playground.
- Help your friend.
- Play safely and look after each other.
- Listen.
- Be polite.

Teacher : Ahlem Achouri

## Lesson 6

### Food across the world

#### Let's read

Maya loves traveling and trying different foods. On her latest adventure, she decides to explore the world through food. Let's join Maya on her trip!



Her first stop is Italy, where she tries her first pizza. The dough is soft and the cheese melts in her mouth. She realizes that tomatoes taste so good. She learns that pizza is one of the most famous dishes.

In Japan, Maya eats sushi for the first time. She feels amazed at how beautiful it looks! Sushi is made with rice, seaweed, and raw fish. Maya uses chopsticks to eat it—what a challenge!



## Lesson 4

### Preparing the cake

#### Activity one

Look



from the box.

strawberry cake - lemon cake - chocolate cake



#### Let's read

To prepare a cake



#### Ingredients

- Juice of 2 lemons.
- 150 g sugar.
- 150g butter.
- 4 eggs.
- 250g flour .
- 15 ml baking powder.
- pinch of salt.



#### Steps

- 1-Preheat the oven to 180 degr.C.
- 2-Beat the butter and sugar together until light and creamy
- 3-Add the eggs one by one,
- 4-Sift the flour ,salt and baking powder together and mix lightly into the egg batter.
- 5-Add the juice of lemons and mix.
- 6-Pour the batter into the greased cake tin and bake for about 30 minutes at 180 degr.C

Unit 3 :

Fun worksheets  
for children in garde

Teacher : Ahlem Achouri

Vocabulary



Swing



Ride a bike



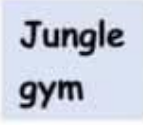
Seesaw



Hide and seek



Slide



Jungle gym



Monkey bars



Trampoline



Volleyball



Football



playground



Fly a kite



Sandbox

Activity one

Circle the right option

1-Look this (is,are) a playground. It (are, is) so big.



2-Look there (is,are) a monkey bars. Let's play.



3-Look there (are, is) two swings over there.



4-Look there (is, are) a seesaw. I am alone. I can't play.



5-In the playground there (are, is) many rides.

Activity two

Complete the paragraph.

In the playground there are many ..... There is a ..... ,  
..... , a ..... and a .....



## Lesson five

### Safety in the playground

#### Activity one

Look and circle « safe » or « unsafe »



Safe unsafe



Safe unsafe



unsafe



Safe unsafe

#### Activity two

Read the rules and complete the table.

Things not to do	Reason
Push your friends.	They can get hurt.

### Activity six

Put the verb in the right form.

- 1-Let 's .....(to play) on the slide.
- 2-Let's .....( to jump) on the trampoline.
- 3-Let's ..... (to draw) a big man.
- 4-Let's ..... ( to fly) a kite.

### Let's remember

Sad



Scared



Angry



### Activity seven

Look at the picture and complete the dialogue

-Let's play on the slide.

-No, i can't because .....



-Why are you sad ?

-..... because I can't play the seesaw



Look Aly is so ..... . He can't play the monkey bars.



### Activity eight

Circle the right option

-Do you enjoy playing the seesaw ?

-No, i ( do, don't)



-Do you enjoy sliding ?

-Yes, i ( don't, do).

# مرحبا بكم علي منصة مراجعة



**COLLEGE.MOURAJAA.COM**



**NEWS.MOURAJAA.COM**

